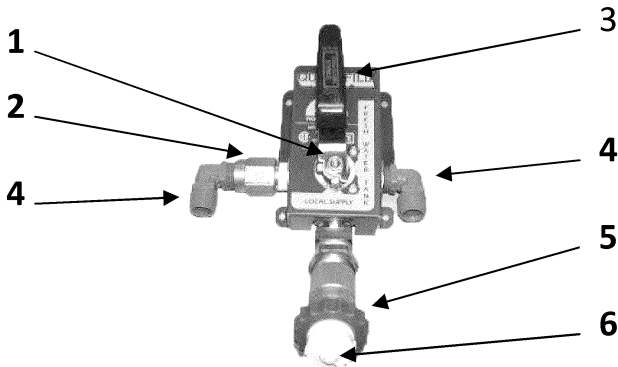




Quick Water Fill



A local city water connection for RV fresh water holding tanks. With the simple turn of the handle you go from directly using a local water supply to filling fresh water holding tank.



Standard Assembly Includes* (part # to begin with WSV)	
1	3-Way Ball Valve
2	Check Valve
3	Blue Metal Box
4	Elbows
5	Pressure Regulator
6	Dust Cap

*Optional kits available

INSTRUCTIONS

FOR LOCAL CITY WATER:

1. Connect your water hose into the pressure regulator (#5 on diagram). PLEASE NOTE: The handle should **stay in the "local supply" position** unless filling your fresh water tank.
2. Turn on water.

TO FILL FRESH WATER HOLDING TANK:

1. Connect hose as instructed for local city water if not already done.
2. Turn handle to "fresh water tank" position.
3. Turn water on till full. **DO NOT OVERFILL!**
4. Once tank is filled return handle to the "local supply" position. No need to turn water off before turning handle. Make sure faucets inside RV are closed.

WARRANTY

1. One Year Limited Warranty.
2. Labor, shipping and handling cost are excluded.
3. Warranty covers only the original purchaser. Warranty is not transferable to subsequent owners.
4. Warranty becomes null and void if products have been repaired by an unauthorized person, modified, improperly operated, or in any way abused.
5. Swan Industries, Inc. assumes no expressed or implied responsibility other than set forth above and will not accept responsibility for any other warranties issued and or implied.

For further information or questions contact us at:

633 NE First Street, Bend, OR 97701 ❖ Phone: 541-389-4668 ❖ Fax: 541-389-4068 ❖ www.swanindustries.com

SWAN INDUSTRIES INC. has supplied a complete line of plumbing products to our industries leading O.E.M. manufacturers since the 70's. Our dedicated team cares about supplying quality components that are built to last so all R.V. owners will enjoy the R.V. experience.


See more quality **Swan Industries Inc.** products listed on our website.

SAN-T-FLUSH

(Waste Water Tank Flushing)


Fill Inlets

White and Chrome
Also coming soon in Black




Vacuum Breakers

Brass and Plastic



Spraying Jets

Spin Weld and 'Screw and Glue' versions



WINTERIZE



WATER HEATER BYPASS



Complete your system with our **San-T-Flush Injection Bottle** which injects our **San-T-Tabs** (a specially formulated sanitizing tablet) into the holding tank to:



- * Remove odor & residue from your black and/or gray holding tanks
- * Break down sewage solids and toilet paper
- * Cleans tank sensors
- * Clean vacuum breaker – Preventing build up of water minerals and minimizing failure
- * Prevent internal tank spray jet(s) from clogging