

2001
*Signature &
Commander*



Experience the Difference!

Your Getaway Vehicle is ...

THE 2001 COMMANDER



If your goal is absolute luxury and stylish comfort in a 29 to 35 foot motorhome, you'll find that the Commander 2001 will meet or exceed all of your expectations.

The Commander's exterior design is elegant in its simplicity with a stylish contemporary graphics package and crisp, clean lines.

The living areas have plush wall-to-wall carpeting and the galley features oak hardwood flooring, while the bath is finished in easy-to-maintain vinyl flooring. Cabinetry is hand crafted with solid oak cabinet face frames and doors throughout . . . even in the bathroom.

The galley is full featured and well organized. There's a microwave oven (a micro/convection oven on slide out models) and more than enough countertop space. A Dometic two door fridge is provided to keep your perishables fresh, and for fresh drinking water there's an optional water purification system. The home style acrylic sink is standard equipment. A free standing oak table and chairs are optional.

It's a lot more than an RV. It's a real home that travels with you no matter how much time or distance your journey covers.

The Commander is complete independence - that's what RV'ing is all about.




Above: The bathroom features a roomy enclosed shower, oak cabinetry and decorative lighting fixtures.



Outside the Commander is sleek, smooth and powerful; inside, it's warm, cozy and inviting.

The only difficulty you'll face in personalizing your Commander is the large variety of choices. There are eight floor plans and three beautifully color coordinated interior decors, leaving you plenty of combinations for that "custom look". All fabrics meet or exceed current flame retardant standards.

The Commander ...
Beauty, luxury and powerful performance,
front to back, top to bottom.



Cabinetry in Optional Bedroom Slide A3503FB & A3505GB

The Commander is loaded with extra storage space, so you don't have to make tough decisions about what to leave behind.



A3505 with Slide Out Pantry Insert

Enjoy your recreational time to it's fullest. When you prepare meals and snacks, you have everything you need plus a slideout pantry to ensure you always have room for the extras.



Optional Bedroom Slide Out on A3503FB & A3505GB

When the day is over, a large bed with a residential quality mattress ensures a good night's sleep.

The lounge area is "relaxation central". Watch your favorite shows on a 21 inch remote color TV or listen to your favorite music on the in-dash Panasonic stereo system. There's a large extra comfy sofa and Flex-Steel chairs for plenty of seating space. For the sitting area you can select an optional oak refreshment centre which houses an enclosed bottle rack and fold-out table.

Driver comfort is extremely important. In the Commander it is virtually guaranteed by the plush captain's chair and roomy cockpit. The automotive style dash includes controls for the stereo and optional rearview monitor. Cup holders and glare limiting sun visors complete the picture.

Gas struts and lightweight aluminum doors on the lighted exterior luggage compartments make them easy to open and close and the spaciousness makes them hard to fill. There's a standard generator ready package and the optional gas powered generator stows conveniently in an enclosed compartment.

When it comes to drive-ability, with its wide track and low profile wide tires, the Commander breezes along the straight-aways and hugs the curves. A Ford 6.8 L V-10 power plant puts 310 horses at your beck and call and the rugged Ford chassis and structural steel frame provides the kind of solid foundation you'd expect of a top quality motorhome. The driver side power window is a standard feature and an automotive style door affords easy access to the vehicle. At night, the Halogen headlamps and cornering lights ensure excellent visibility. Four season winterization is convenient when your travels include the colder months.

The Commander is big, beautiful and responsive. An ideal choice for your RV experience.



Left: The exterior shower is a very popular standard feature.

Right: Slideout storage for batteries is a standard convenience that makes servicing easy.



COMMANDER FLOORPLANS



A2901



A3201



A3302GS



A3402



A3503F



A3503FB



A3505G



A3505GB



Twin Bed Option -
N/A on units with
Bedroom Slide



COMMANDER FEATURES

VEHICULAR	
Airbag Assist Rear Suspension	S
Alternator 130 Amp	S
Automotive Undercoating	S
Battery Boost Switch	S
Battery Selector Switch for Radio	S
Block Heater	S
Chassis Air Conditioner	S
Chassis - Ford 6.8 L V-10 Triton:	S
18,000 lb. GVW - 2901	S
20,500 lb. GVW - 3201, 3502G, 3402, 3503F, 3505G	S
Cruise Control	S
Driver Door c/w Power Window	S
Driver/Passenger Floor Mats	S
Electric Driver's Seat	O
Factory P.D.I.	O
Front Air Bag Assist Suspension	O
Halogen Headlamps c/w Cornering Lamps	S
Heated Remote Mirrors	S
High Mount Stoplight - LED Long Life	S
HWH Slide Out System w 4" slide tubes (3302G, 3503F, 3505G only)	S
Hydraulic Leveling Jacks (Standard on A3302G, A3503F & A3505G)	O
Integrated Fiberglass Bumper	S
Radial Tires 245/70R 19.5-LRF 12 Ply	S
Rear Mounted Docking Lights	O
Rust Protection	O
Spare Tire	S
Three Point Cockpit Seatbelts	S
Tilt Steering Wheel	S
Trailer Hitch Receiver w/wiring - Class III	S
Transmission Cooler (Ford Supplied)	S
Wet Arm Windshield Wipers c/w Intermittent Function	S
Wheel Simulators c/w Tire Valve Extensions	S
Winter Front Closeout Package	O

EXTERIOR	
Concealed Locking Fuel Fill Access	S
Deadbolt Door Latch	S
Double Electric Retractable Entry Step	S
Exterior Shower	S
Exterior Ladder c/w Detachable Lower Section	O
Exterior Graphics	S
Patio Light	S
Screened Entry Door	S
Stud Shield on Entry Door	S

LAVATORY	
Power Bath Vent	S
Skylight in Shower	S
Upgrade to Thermostatically Controlled Fan in Bathroom (included with Dual Roof Air Option)	O

SYSTEMS	
30 Amp Electrical Service	S
50 Amp Electrical Service with EMS (n/a on A2901 and A3201)	O
120 Volt/12 Volt Converter c/w Charger & Changeover Relay	S
3 Way Water Pump Switch	S
35,000 BTU Furnace (A2901, A3201, A3402) c/w Electronic Ignition)	S
40,000 BTU Furnace c/w Electronic Ignition (A3302G)	S
2 - 25,000 BTU Furnaces c/w Electronic Ignition (A3503F, A3505G)	S
Alarm System c/w Motion Detector	O
Central Vacuum	O
Bi-Directional Isolator Relay Delay (BIRD) battery charging	S
Black Tank Flush System	S
Dual H.D. RV 27 Deep Cycle Auxiliary Batteries (12V)	S
Dual Ducted Air Conditioning (2) 13,500 BTU w/ EMS (n/a on A2901 and A3201) (with Thermostatic Fan Upgrade in Lavatory)	O
Ducted Roof Air Conditioner 13,500 BTU	S
Ducted Roof Air Conditioner 15,000 BTU	O
Easy Access Propane Tank	S
Electronic Battery Disconnect (Coach Batteries)	S
Electronic CO Detector	S
Electronic Ignition Gas/Electric/Motoraid Water Heater (6 Gallon)	S
Electronic Propane Detector	S
Electronic Smoke Detector	S
Enclosed Dual Heated Fresh Water & Waste Holding Tanks	S
Energy Management System EMS (n/a A2901 and A3201)	O
1500 Watt Inverter c/w 75 amp Charger (requires EMS) (n/a A2901 and A3201) (Power to TV, VCR, Dinette Plug, Coffee Maker where Equipped)	O
Generator Ready Package	S
Generator 4.0 KW Onan	O
Generator 5.5 KW Onan	O
Improved Access to Utility Modules on Slide out on 3503 and 3505	S
Pre-Wire for Rear View Camera	S
Rear Auxiliary Automotive Heater with Electric Water Valve	S
Rearview Camera/Monitor - B&W	O
Roughed In For Washer/Dryer (A3503F and A3505G)	S
Solar Panel Prewire	O
Systems Monitor Panel	S
Washer/Dryer (A3503F & A3505G) (vented)	O
Water Purifier	O
Water Heater By-Pass	S
Winterization System c/w Antifreeze Pickup System	S

CONSTRUCTION	
Aluminum Baggage Doors c/w Gas Struts and Slam Latch	S
Aluminum Baggage Doors c/w Gas Struts under slide out (slide models)	S
Domed EPDM Roof	S
Gelcoat Fiberglass Front & Rear Masks	S
Lined and Lighted Baggage Compartments	S
Medallion FRP on Slide Out End Walls	S
Steel Cab Floor, Firewall, and Dash Structure	S
Thermal Pane Window	S
Vacuum Bonded, Aluminum Framed, Insulated Sidewall Construction	S
Vacuum Bonded Gelcoat Fiberglass Sidewalls	S
Vacuum Bonded, Steel Frame and Insulated Floor Construction	S

◆ New for 2001 S-Standard O-Option

QUALITY CONSTRUCTION TECHNIQUES

Designed for maximum comfort and minimum maintenance, the 2001 Commander and Signature are built to the same exacting standards that typify all Triple E Recreational Vehicles. The use of quality materials and modern construction techniques have made them extremely popular with RV'ers.

Power is supplied by a 300-horsepower Caterpillar Turbo-Diesel engine. Other premium features include the air ride suspension, powerful air brakes and a front-mounted generator available in either gas or quiet-diesel versions.

Both the Commander and Signature incorporate a solid chassis and rugged structural steel framework that are the trademarks of Triple E sturdiness. These units also feature large baggage compartments and are equipped with light-weight aluminum baggage doors supported by gas shocks. Additional exterior features, such as a convenient exterior shower unit and slide-out battery trays. On both units, the optional generator is contained in an enclosed compartment. The Signature's generator is mounted to a drawer-style slide out in the front of the unit for convenient, easy access.

The gel-coat fiberglass exterior built over laminated aluminum framed sidewalls, is impervious to the elements. The curved, aluminum framed roof is covered by a seamless EPDM membrane for protection against moisture damage. Polystyrene insulation maximizes energy efficiency. Cabinets are assembled with screws rather than staples preserving their structural integrity and providing maximum durability. The interior can be finished with three different designer decor selections.



INTERIOR DECORS

Along with the many choices of floorplans, you are also given the choice of three distinct and tasteful interior design schemes.



Mikado Pearl




Glacial Blue



Bronze Suede


FORD SUPER-DUTY F-SERIES CLASS A MOTORHOME CHASSIS

The 2000 Commander is constructed over Ford's Super-Duty motorhome chassis. This superior chassis features Ford's 6.8L Triton V-10 engine, delivering a smooth and efficient 310 horsepower and 425 lbs-ft of torque. This engine is mated to a 4R100 4-speed overdrive transmission designed to enhance convenience, durability, and efficiency. Stopping power is provided by 4-wheel anti-lock disc brakes with a larger diameter master cylinder and increased boost ratios for better pedal feel and performance. Larger wheels with wider, lower-profile tires, mounted on a wider 81-inch front wheelbase significantly improves handling and stability, particularly in slide-out models. Sturdy suspension allows this chassis an outstanding 20,500 lb GVWR.



FREIGHTLINER XC-23RDX CUSTOM MOTORHOME CHASSIS

Triple E's Signature motorhome rolls into 2000 on Freightliner's XC chassis, powered by a Caterpillar 7.2L turbo-diesel engine, pumping out 300-horsepower and an astounding 860 lbs-ft of torque. An Allison 6-speed automatic transmission with push-button operation provides smooth and easy shifts. Bringing this unit to a halt, is a powerful anti-lock air-brake system with automatic slack adjusters. This chassis rides on a Neway air suspension with tuned Bilstein shocks and a heavy duty stabilizer bar. Connecting the chassis to the road are 22.5-inch 10-bolt steel wheels and Michelin XRV 235/80R22.5 tires. The strong powertrain and sturdy suspension allow this chassis an outstanding 26,350 lb GVWR.



2 YEAR WARRANTY

Triple E is proud to offer a 2 Year Structural Warranty as well as a 2 Year Warranty on most major components. Please see your dealer for further details.

This combination of labels assures the purchaser that the manufacturer has met or surpassed CSA-CRVA-RVIA standards covering electrical services, gas services, plumbing services, and vehicular safety.

Product improvement is a continuing process at Triple E Recreational Vehicles. Thus we reserve the right to change the specifications on any and all products without prior notice; errors and omissions excepted. Triple E Recreational Vehicles is under no obligation to undertake modification to units manufactured prior to changes in specifications.

